

## November 4, 2014 General Election Results


RECEIVED  
2014 NOV 19 PM 10 57  
KATE BROWN  
SECRETARY OF THE STATE

November 19, 2014


## November 4, 2014 General Election Results

I certify the votes recorded on this abstract correctly summarize the tally of votes cast at the election indicated. Jeannie McDermid Signature of County Clerk Date of Abstract November 19, 2014

## November 4, 2014 General Election Results

I certify the votes recorded on this abstract correctly summarize the tally of votes cast at the election indicated.	Signature of County Clerk 	Date of Abstract November 19, 2014
--	--	---------------------------------------

## November 4, 2014 General Election Results


I certify the votes recorded on this abstract correctly summarize the tally of votes cast at the election indicated.	Signature of County Clerk 	Date of Abstract November 19, 2014
--	--	---------------------------------------

## November 4, 2014 General Election Results


[illegible]

November 19, 2014


## November 4, 2014 General Election Results

I certify the votes recorded on this abstract correctly summarize the tally of votes cast at the election indicated.	Signature of County Clerk	Date of Abstract
		November 19, 2014

## November 4, 2014 General Election Results

I certify the votes recorded on this abstract correctly summarize the tally of votes cast at the election indicated.	Signature of County Clerk	Date of Abstract
		November 19, 2014

## November 4, 2014 General Election Results

I certify the votes recorded on this abstract correctly summarize the tally of votes cast at the election indicated.	Signature of County Clerk 	Date of Abstract November 19, 2014
--	---	---------------------------------------



**SHERMAN COUNTY, OREGON**

**November 4, 2014 General Election Results**

<b>OFFICIAL ABSTRACT</b>						
<b>Total Registered Voters</b>	<b>131</b>					
<b>Total Voting</b>	<b>108</b>					
<b>Percentage Turnout</b>	<b>82.4%</b>					
	<b>RUFUS PRECINCT #1 - CITY</b>	<b>WASCO PRECINCT #2</b>	<b>MORO PRECINCT #3</b>	<b>GRASS VALLEY PRECINCT #4</b>	<b>KENT PRECINCT #5</b>	<b>TOTALS</b>
<b>City of Rufus Mayor</b>						
Daniel L Pehlke Jr	63					63
Clifford Jett	37					37
Write In - Miscellaneous	4					4
<b>Total</b>	<b>104</b>					<b>104</b>
Overvotes	0					0
Undervotes	4					4
<b>Rufus City Council, Position 1</b>						
Janice Byrd-Strand	81					81
Write In - Miscellaneous	4					4
<b>Total</b>	<b>85</b>					<b>85</b>
Overvotes	0					0
Undervotes	23					23
<b>Rufus City Council, Position 2</b>						
No Candidate Filed	-					-
Dowen Jones - Write In	17					17
Mark Urness - Write In	6					6
Sharon Nolan - Write In	5					5
Hank Brown - Write In	4					4
Jeffery Holliday - Write In	3					3
Don McLean - Write In	1					1
Jan Morris - Write In	1					1
Erling Jacobsen - Write In	1					1
Jerry Coleman - Write In	1					1
<b>Total</b>	<b>39</b>					<b>39</b>
Overvotes	0					0
Undervotes	69					69

I certify the votes recorded on this  
abstract correctly summarize the tally of  
votes cast at the election indicated.

Signature of County Clerk

*Quinn W. Dornier*

Date of Abstract

November 19, 2014



**SHERMAN COUNTY, OREGON**

**November 4, 2014 General Election Results**

OFFICIAL ABSTRACT Total Registered Voters Total Voting Percentage Turnout	181	394	328	178	67		1148
	146	311	268	134	62		921
	80.7%	78.9%	81.7%	75.3%	92.5%		80.2%
	RUFUS PRECINCT #1	WASCO PRECINCT #2	MORO PRECINCT #3	GRASS VALLEY PRECINCT #4	KENT PRECINCT #5		TOTALS
<b>Measure 86</b>							
Yes	39	69	70	14	11		203
No	96	222	177	104	51		650
Total	135	291	247	118	62		853
Overvotes	0	0	0	0	0		0
Undervotes	11	20	21	16	0		68
<b>Measure 87</b>							
Yes	49	136	110	47	26		368
No	88	156	137	75	34		490
Total	137	292	247	122	60		858
Overvotes	0	0	0	0	0		0
Undervotes	9	19	21	12	2		63
<b>Measure 88</b>							
Yes	28	47	23	7	5		110
No	112	256	238	121	57		784
Total	140	303	261	128	62		894
Overvotes	1	0	0	0	0		1
Undervotes	5	8	7	6	0		26
<b>Measure 89</b>							
Yes	70	136	128	48	28		410
No	68	154	116	79	33		450
Total	138	290	244	127	61		860
Overvotes	0	0	0	0	0		0
Undervotes	8	21	24	7	1		61
<b>Measure 90</b>							
Yes	42	81	61	34	12		230
No	96	214	192	92	48		642
Total	138	295	253	126	60		872
Overvotes	0	0	0	0	0		0
Undervotes	8	16	15	8	2		49
<b>Measure 91</b>							
Yes	61	124	109	38	18		350
No	82	180	158	94	44		558
Total	143	304	267	132	62		908
Overvotes	0	0	0	0	0		0
Undervotes	3	7	1	2	0		13
<b>Measure 92</b>							
Yes	48	64	63	23	9		207
No	95	243	202	110	53		703
Total	143	307	265	133	62		910
Overvotes	0	0	0	0	0		0
Undervotes	3	4	3	1	0		11

I certify the votes recorded on this abstract correctly summarize the tally of votes cast at the election indicated.

Signature of County Clerk

*James McDermaid*

Date of Abstract

November 19, 2014